

# THE GARRETT SEARCHER



FALL 2012

Garrett Metal Detectors®

## Civil War History Resurfaces After 150 Years



(Left) Beau Ouimette, left, and Dan Frezza, right, proudly display the Civil War Enfield musket rifles they have just discovered in May 2012.

Story contributed by Dan Frezza

When you are relic hunting, you must always keep an open mind and outlook. It is ever so true for all aspects including the terrain, the period in history in which you seek and, yes, even the equipment you use. This unique combination of people, place, research, and luck all came together on one summer day in 2012. I have been relic hunting for more than half my life. Over the years I have obtained things that many experienced relic hunters have—a sixth sense and a strong research method. Reading the ground is just as important as reading a book and it can be just as bountiful.

This summer began the same as previous ones: a winter's worth of my nose

in a book and many weeks of anticipation of dusting off my water gear. With one long-winded email to digging partner Beau Ouimette, a cornucopia of information poured out and set the tone for the multiple locations we would soon be venturing out to. 2012 started out with a bang: on our first hunt together, Beau recovering a nice Civil War 10-lb. Read-Parrott artillery shell at the initial spot walk-through. It was then that we agreed to revisit the site and extend our reach. Researching multiple fords and campsites, this particular stretch of water was interesting. It took reading many pages of history to know the area, but only took a moment to decide where to begin.

The morning started off as usual: a casual and friendly greeting at a meeting spot, a few quick jabs from two old fraternity men, and the splash of a kayak hitting the water. We soon found ourselves arriving at our first destination. This particular site saw troop movements from a nearby skirmish; however, I had read where a brief encounter did occur along the banks. Eyeing the ground and studying charts, we

(Continued on page 6)

(Right) Beau found this U.S. Civil War buckle during his first day of detecting in the rivers in 2012 with his AT Gold. "I heard a very loud and distinct signal that read 80 on my meter," he said. "I knew it was something good." After prying aside a large flat rock, he found this piece of Civil War history that had been buried in the river mud for 150 years.



## In Memory of a Prospecting Pioneer



Roy Lagal (left) and Charles Garrett in the field.

A pioneer of modern electronic prospecting passed away on July 17, 2012. Born in 1923 in Caney, Kansas, Roy Lagal was a life-long prospector, treasure hunter and an author of articles and books on gold prospecting. Lagal lived much of his in Lewiston, Idaho, although he traveled throughout the United States, Canada and Mexico while hunting in the gold fields.

Lagal, who sold metal detectors for many years, had a long association with Charles Garrett and with Garrett Metal Detectors. He helped invent Garrett's *Gravity Trap*® gold pans and was a trusted field advisor for Mr. Garrett on new product ideas for detectors. Lagal was the author or co-author of such gold and treasure hunting books as *Detector Owner's Field Manual*, *Gold Panning is Easy*, *Electronic Prospecting*, *Modern Treasure Hunting*, and *Weekend Prospecting*.

At the time of his death, Roy Lagal was retired and living in Fredericksburg, Texas.



Roy Lagal (1923-2012)



# The Latest Detecting Gear from Garrett



## New

**Soft Case, Universal Detector**  
MSRP \$84.95 (choice of 2 colors)

Digital camouflage (shown)  
PN: 1616901  
Tactical (black color)  
PN: 1616900



Padded travel/storage bag, 46" length with full zipper opening, carrying handle and backpack straps.

**Stow and go**—Holds any current Garrett detector without removing the search coil!



Reinforced handle



Five velcro pouches to hold spare searchcoils, a *PRO-POINTER*®, manual, recovery tools, gloves, etc.



## New

**Camo Digger's Pouch**

PN: 1612900 MSRP \$11.95

This 10" deep zippered bag secures with its own belt.



Interior zippered treasure pocket to separate treasure from trash.



Exterior MOLLE-type webbing grid is ideal for attaching *Pro-Pointer*, cell phone, digging tools, etc.



## New

7.5" digging blade  
12" total length

**Garrett™ Edge Digger**

PN: 1626200 MSRP \$39.95

Strong carbon steel blade with cutting edge teeth. No slip blade guard with comfortable rubber handle. Includes Garrett carry sheath for belt mount use.

Visit [garrett.com](http://garrett.com) or see your Garrett dealer for more information on these items!

## THE GARRETT SEARCHER™

© 2012 Garrett Electronics, Inc.

Fall 2012, No. 57

**Publisher**  
Charles Garrett

**VP, Director of Public Relations**  
Vaughan Garrett

**Editor**  
Steve Moore

**Photography/Graphics**  
Brian McKenzie, John Lowe

Published by:  
Garrett Metal Detectors  
1881 West State Street  
Garland, TX, USA 75042-6797  
Telephone: 972.494.6151  
Toll Free: 1.800.527.4011  
Email: [sales@garrett.com](mailto:sales@garrett.com)  
Web: [www.garrett.com](http://www.garrett.com)



(Top) Many of the 300-plus Cuban coins Michael found with his *AT Pro* were made of aluminum.  
(Lower) Some of the one centavo coins were a copper-nickel alloy.

Texas

## CUBAN COIN CACHE FOUND

Michael B. of Houston, TX used Google Earth's historical view option to research an old area of interest for a hunt site. He set out to hunt with his *AT Pro* but heard only iron readings during his first 20 minutes at the site.

Finally hearing the high pitch sound of a coin, Michael pulled up what turned out to be an aluminum peso from Cuba, dated 1988. "I thought it was a coin to a game or something because I did not know that currency could be made of aluminum," he admitted.

Moving his *Pro-Pointer* around, Michael found several more aluminum coins. In the end, he had more than 300 Cuban coins, with the oldest date going back to 1941.

(As early as 1963, some Cuban centavos were made of aluminum. Between the 1960s and 1980s, various metal compositions were used on small-denomination Cuban coins, including cupro-nickel, brass and brass-plated steel.)



# Tokens, Badges & Plaques

Virginia

## Seeing Double?



"I thought I was seeing things," wrote Dimos A. of Spotsylvania, VA. While reading the Spring 2012 issue of the *Garrett Searcher*, he was surprised to see a unique-looking plaque (*see lower photo*) that had been dug by David J. of Cotton Town, TN.

Dimos had recovered a badge or plaque with the same design while hunting near an old house site with his *ACE 350*.



Slovenia



This pre-World War I Hungarian Volunteer Guard badge was found by Filip S. of Ljubljana in Slovenia with his *ACE 150*. Per Filip, only 57 of these badges were issued.

Canada

## WWII Medal Returned



Barry C. of Amherst, Nova Scotia, was able to return a cherished commemoration to the family of a fallen World War II soldier. Barry was hunting a grassy town square area during a renovation project when he found a Memorial Cross with his *GTI 2500*.

Seeing that the Sterling silver cross was inscribed with a soldier's name, Barry began to search for the family. He learned that the soldier, a member of the 3rd Canadian Infantry Division, had died from wounds sustained in July 1944 during the Normandy campaign in France. With the help of a 2011 newspaper story by the *Amherst Daily News*, he was finally able to locate the next of kin—the fallen soldier's nephew.

In a public ceremony the following week, Barry was able to return the Memorial Cross to the family. His metal detecting work has helped him return high school rings in the past, but this "return" was particularly memorable.



(Above) Barry C. holds the recovered Memorial Cross he returned to the soldier's nephew. Barry's story is also featured in the September 2012 issue of *Lost Treasure* magazine.

**ACE™  
350**



MSRP: \$349.95

**ENHANCED IRON DISCRIM**  
TWICE THE IRON RESOLUTION  
OF AN ACE 250

**HIGHER FREQUENCY AND  
LARGE DD SEARCHCOIL**

**ALL-PURPOSE VERSATILITY**

California



Jason F. of Rancho Cucamonga, CA found this World War II American Campaign medal. He was searching with his *AT Pro* on a lot where an old home had been recently torn down.







# Relics, Rarities and All Kinds of Finds

## Illinois



This 1933 World's Fair bronze medal was dug in a back yard by *ACE 250* user Mario D. of Park Ridge, IL.

## Montana

"All I can say is Wow!" wrote Travis J. of Deer Lodge, MT. "I have been a long-time Minelab user but after my friends were using the *AT Pro*, I decided to give it a try this year.

"My first two trips have paid for the detector and I am loving it! You guys have knocked it out of the park with this one. It's fast, deep and light. Two of the finds pictured below were in a hole where I pulled out multiple nails as well as the good stuff."



(Above, below) Some of Travis' *AT Pro* finds.



## Virginia

Douglas H. of Afton, VA recovered his first military belt plate in March while using his new *AT Pro* detector at the Diggin' in Virginia (DIV) XXI Hunt. "I spent the first two days relying on a different brand of detector, as I was more familiar with its personality," he related. "I struggled during those two days trying to interpret the signals in the hot soil of Culpeper County.

"Day Three was a rainy one, which I knew was a perfect one for breaking out the *AT Pro*. The result was finding my first plate of any kind, a Model 1839 waist belt plate (*seen below*)."






MSRP: \$699.95

**NO BOUNDARIES**  
ALL TERRAIN, INCLUDING  
SALTWATER AND FRESHWATER  
USE TO 10 FEET.

**NEW LIFE**  
"HUNTED OUT" SITES CAN  
BECOME PRODUCTIVE AGAIN  
WITH AN *AT PRO*.

## Texas

Rick A. of Granbury found a Civil War sword belt plate with his *AT Pro*. Near the plate, he also found the back of an old pocket watch. Rick is seen below at left in March 2012 at the Texas Council of Treasure Clubs Show. To his right are TCTC President Terry Smith and Sue Wilson from Garrett.



(Above) Rick's recovered plate and pocket watch.

## Pennsylvania

Levi W. of Arnold, PA found this silver locket (uncleaned) with his *ACE 150* during a family cook-out.





## Australia



Jack B. of Merredin, Western Australia sent in this photo of the 586 coins he has dug in his first year of using Garrett detectors. During that time, Jack started with an *ACE 350* and has since purchased an *AT Pro* and *AT Gold* to add to his arsenal.

## South Carolina

Melvin L. of Charleston, SC continues to make great Civil War finds with his *AT Gold*. Shown below is a photo of his latest U.S. plate, along with various bullets and buttons.



## New Jersey



Ralph C. of Jackson, NJ found this 18k gold cross while working the wet beach sand with his *Infinium LS*.

## Wisconsin



This Italian made crucifix was found on the site of a church building which was used from around 1860 until the 1950s. Craig H. was using his *ACE 250* when he made this find.

## North Carolina



Three recent coin finds by *ACE 250* user Bradley D. of Mebane, NC are (clockwise from top): an 1853 half dime with arrows by date; an 1858 silver 3-cent piece; and an 1829 Capped Bust silver dime.

## Texas

This Navy and Marine Corps Achievement Medal was found in a field behind a park by Don W. of Carrollton, TX with his *AT Pro*.



## Iowa



This 3.4-carat diamond ring, which was insured for \$50,000, was recently lost at a soccer complex. Anthony R. of Council Bluffs, IA was called upon by the insurance company to help find it. Anthony was successful in his efforts, thanks to his *AT Pro* and *Pro-Pointer*.





# Civil War History Resurfaces

(Continued from page 1)



(Left) Beau and Dan display their cleaned rifles and inert Civil War artillery shells, all found with their *AT Golds*.

(Continued from page 1)

quickly determined that this would be our starting point. Like before any hunt, the moment before you turn a machine on is filled with the many “what ifs.” Visions of a bullet-littered shoreline with the hopes of a plate raced through my mind. With the push of a button, my *AT Gold* was on. With a few setting changes and a quick ground balance, I was off.

Listening for any reading from bullets (typically read 68-70) to horse shoes (35), we walked casually along. After about 10 minutes and without any targets yet for either of us, I finally stumbled onto a tone. The *AT Gold* was acting weird on this one, as it sounded large and mixed. The screen read 35 to 90. What would it be? A quick flip of my *Pro-Pointer* and the target was located. Wrapping my hand around a thin spoke, I pulled out what I initially thought would be a scrap of junk. To our astonishment, I was holding a perfectly straight musket ramrod. Quickly the excitement increased. Beau came over to video the find and half-jokingly said,

“Check the hole. Maybe the musket is there.” I still wonder if he knew or was joking. Over the years, it has appeared that Beau’s sixth-sense is eerily more accurate than most.

With the swing of my machine the large tone was still present. The *Gold* hit low and a dual high blast. With my heart pumping, I soon found my hand wrapped around the barrel of a musket. Looking at Beau I let him know that it was indeed the barrel, but upon pulling it out to our astonishment, along with it came the noscap and the wooden stock. We had quickly transitioned from a ramrod, to a musket barrel, to the entire gun! Locating a few additional smaller pieces of the musket and eventually the butt plate (found on a separate trip by Beau), I had my complete Enfield rifle. The day had just begun but I felt that if I found nothing else that day it was already a good one.

We began to cover more ground, but the lack of signals soon became discouraging. About 20 or so minutes later, I was just a few feet away from Beau when I saw him stop to study a signal. “What do you have Beau?” I asked. “Ah, I believe a bar of iron,” he replied. I will never forget what happened next. As he pulled the object out, our mouths dropped open. It was another musket! To Beau’s defense, it

did very much look, and actually was, a bar of iron; it just happened to be manufactured as a musket. Upon cleaning it off, we realized his too was an Enfield, containing the majority of the wooden stock and nose cap. Stopping to reflect and put both together in a kayak, we just stood there in amazement of what the first hour held for this site.


It is often funny how relic hunting is. For the next seven hours we both struggled to find targets; just a bullet here or there. However, each of our final better finds literally matched our first two. We had ventured more than a mile from where the muskets came from, when Beau struck first. A nice Civil War bayonet surfaced—a little worn from the years, but complete. A few minutes later, I recovered a very worn bayonet of my own. When we got back to our trucks, we were just as excited as any relic hunter could imagine.

In the years I have known Beau, we have made many memories and many finds. With the addition of the *AT* detector series last year, many more memories have been added. The summer of 2012 is one I will not soon forget, as the muskets were the beginning but not the end. The very next trip we ventured out together again with our *AT Golds*, we recovered six Civil War artillery shells in one day!

(Below, left) Six artillery shells and other Civil War artifacts recovered from the river with *AT Golds*.

(Below, right) Beau found more than 120 minié balls during one day’s hunt in May.

(Below) Dan surfaces with another artillery find, a 12-pound Bormann Civil War shell.







# Coins and Jewelry

## El Salvador

"I decided to take my Garrett *AT Pro* with me to El Salvador while visiting family," wrote Don N. of South Bend, Indiana. Don and a friend searched a farm field and turned up three Carolus silver coins and six Spanish cobs. "All the coins were at least 8 inches deep," said Don. "I almost fell over when I saw the dates (1700s) on the coins!"



## Maine



These coins and a Civil War token—ranging in date from an 1802 large cent to an 1876 Indian Head penny—were found during three days of hunting a farm field. Steven G. of Scarborough, ME was using his *AT Pro*.

## Georgia



"I found this jewelry at what I call the 'giving park' here in south Georgia," wrote Joe B. of Valdosta, GA. "Some old and some new, there is no hiding from the *AT Pro*."

## Pennsylvania



Dave S. of Mechanicsburg, PA found this 1783 Spanish 2-reale with his *AT Pro*. By using the Pro Mode, he was able to hear the good silver target in spite of two nails he also dug from the hole.

## Virginia




These are the favorite coin and token finds Chuck C. of Cape Charles, VA has made since buying an *ACE 350* last fall. His coins include six silver quarters dating from 1900 to 1961; ten Indian Head pennies; 132 wheat pennies; 23 silver dimes ranging from 1891 to 1964; an 1864 two cent piece; and two large cents from 1842. Chuck's favorite coin so far is an 1892-O Barber half dollar. "This coin is worth \$300 because there were only 390,000 minted," he stated. "It's the rarest of the Barber half dollars."

## New Jersey




This 1724 King George copper coin was dug by *ACE 250* user Anthony T. of Bayville, NJ.

## Iowa



Corey B. of Forest City, IA found this gold cufflink with the initial "G" with his *ACE 250*.

## Maryland



Carl B. of Dundalk, MD recently made his favorite coin find with his *AT Pro*. Carl dug this 1915 Morgan half dollar in an old park.

## New Jersey

This 1782 silver 1 reale (minted in Mexico City) was found in a farm field with an *ACE 350* by Andrew G. of Millstone Township, NJ.







# International Finds

## Mexico



These two Spanish cobs were found by Angel B. of Jiutepec, Mexico, with his *ACE 250*. Angel and a friend were hunting in fields near the ruins of a very old church. According to Angel, the mint marks on these silver coins date to the period of 1558–1578. The larger four reale cob weighs 13 grams and the two reale cob weighs 6.5 grams.

In the same field, Angel and his friend found many copper coins, some silver coins from the 1700s, and some half reale cobs from the 1600s.

## Finland



Jens L. of Helsinki, Finland recovered a rare Medieval artifact during the winter with his *AT Pro*. "At first I only thought I found another piece of copper," he said. "But after closer studies, it was shown to be a bronze 'man in the moon' and experts have said it is probably from the 1400s."

He added, "The only other medieval trinket of this sort in Finland was found around 1930. We are hoping that the Finnish National Board of Antiquities will lend it to Espoo City Museum for their Medieval Exhibit that opens in 2013."

## United Kingdom

Dave W. of England sent in these photos of his favorite coin finds made with Garrett detectors. Dave has been detecting for more than three decades and he has owned several Garretts in that time. While using a *GTA 1000*, he found what he considers to be his best coin ever—a hammered gold noble of Henry VI (1422–1427 period). Another of Dave's favorites was a very nice Celtic coin found with his *GTI 1500*.



(Above) Dave's Celtic quarter stater, featuring a Remic-issued triple-tailed horse, dates to around 70 BC.



(Right) Obverse and reverse of Dave's Henry VI gold noble, which was minted around 1422 in London. He made this find in a plowed field.



## New Zealand



This 1674 Charles II farthing was dug in New Zealand by *ACE 250* user Dave B. of Wanganui, North Island.

## Russia

Poul G. of Berezniki in Russia sent these field photos of two 7th to 9th century artifact recoveries he made while using his *AT Pro International*.



## Canada

This 1832 half cent was found by Wesley of Nova Scotia, who was using a 1988 Garrett CX.



## England



Morley H. from Burnham on Sea, Somerset submitted this photo of three of his favorite *AT Pro International* finds, including an early belt buckle. The coin in the center is a hammered Edward III half groat.





# Jewelry and Gold Finds

## Minnesota



When a friend from church asked Christopher H. (above) of Balaton, MN if he could help find two lost rings, he was happy to assist. He found the woman's two rings with his *GTI 2500*. "She was so happy it made my week," he said. "I could not stop smiling."




## California




Buzz W. of Strathmore, CA found this white gold ring with ten diamonds at a sports park with his *AT Pro*.

## Texas



Kenny J. of North Richland Hills, TX "almost had a heart attack" when he dug this beautiful ring with his *ACE 250*. A jeweler told Kenny that the gold ring, set with diamonds and a tanzanite stone, was worth \$5,500 retail!

## Tennessee



"When you find a gold or silver ring it really makes your heart jump and brings a big smile," says Kerwin I. of Speedwell, TN. "To anyone thinking of getting into this hobby, I'd say start with a little piece of patience, a dash of diligence, and learn your detector."

Kerwin sent this photo of some of his favorite finds with his *Garrett GTAx 1000* detector. It includes 10k and 18k gold items and .925 silver jewelry.

## New Hampshire

Steven F. of Nashua, NH found his first silver ring (right) with his *ACE 250*.



## South Carolina



This 20 carat gold necklace was found by 15-year-old Eben F. of Boiling Springs, SC. He was hunting with his *ACE 350* on a baseball field. To his fellow treasure hunters, Eben advises, "Don't forget to check left field."


## Pennsylvania

This junior high school ring, lost 55 years before, was found by 12-year-old Cameron N. of Spring Grove, PA. With the help of his father Paul, Cameron was able to return the ring to the woman who had lost it. "He learned it's just as good a feeling to return an item as it is to find it," said Paul.




## Texas

Mike R. of Mesquite, TX found this interesting "eye" ring with his *AT Gold*.



## Wisconsin



Mike S. of West Allis, WI found this ring (photo taken by his brother Mark) after only three days of practice with his new *AT Gold*.




MSRP: \$799.95

**DEEP SEEKING**  
TRUE ALL METAL MODE.

**ALL TERRAIN**  
FRESHWATER USE TO 10 FEET.

**ALL TREASURE**  
IDEAL FOR GOLD NUGGETS, COINS,  
RELICS, CACHES, AND JEWELRY.



*Garrett salutes all detectorists who return jewelry and help others recover prized items that have been lost.*

Texas

## Class Ring Returned

Damon K. of Midland, TX shared the story of a high school ring he was able to return to its owner. Damon, an *AT Pro* user, was featured in his local newspaper for his good deed.

"I decided to take my detector out to a park adjacent to the school my children attend," he recalled. "While there I dug numerous targets. The area was fairly clean and I did not get many hits, so I was digging everything.

"I never pass nickel hits because my friends and I keep a running total of pull tabs. Winner is rewarded with a prize of their choice (within reason). The real reward in digging the nickel range is that occasionally you find something far more valuable than a nickel. So, I dug a few pull tabs, but a few nickels along the way too.

"About twenty minutes in, I dug a solid/consistent 50 reading (almost always a nickel). This time I was rewarded with a pristine 1991 class ring (10k gold) lost by a local high school graduate. I had seen videos of ring



Damon K.'s recovery of this ring was featured in the *Midland Reporter-Telegram* newspaper.

returns and had always wanted to do the same. While I have found numerous rings, none have had markings that would make identification of an owner possible.

"Within three hours of digging the ring, I had the owner on the phone (I'm trained as a historian, so this was scary easy). I asked if she could think of anything she might have lost. At first she was a bit confused, so I added that I had been out with my metal detector and she immediately said, 'You found my class ring!?' Of course, I said that I had. I discovered the ring had been buried for more than twenty years, and the woman, now married with children, was stunned that I wanted to return the ring. I did."

Michigan



After finding a gold wedding band with his *ACE 250*, Tanis C. of Eaton Rapids,

MI noticed that it had an engraved name. He was able to return it to an 84-year-old man, who had worn it during World War II while in a French POW camp. Three days after his wife died many years later, the man lost his ring in a park while playing with his great-granddaughter.

"When I gave him the ring, he started to cry," Tanis recalled. He said, "Thank you, son. You have no idea what this ring means to me." Tanis thanked the elder veteran and came away with a powerful new memory.

Shown above are the ring and Tanis' oldest coin find, an 1856 Seated Liberty.

Louisiana




Tuyet N. of Westwego, LA was another searcher who recently had the opportunity to return a "lost and found" class ring. She had joined

a group of friends for a weekend coin hunt at a school site in southeastern Louisiana. Tuyet recovered a 10k gold class ring with her *ACE 250*.

She managed to track down the owner several days later to return the class of 2006 ring (above). "The owner was astonished to hear that the ring was found and rewarded me with a nice bouquet of flowers," said Tuyet. "After all, the feeling of returning a lost item is truly amazing. Being able to see the owner's reaction is better than striking gold."

Louisiana



Lost for 21 years, this engagement ring was recovered and returned to its owner by two detecting friends.

On Easter Sunday in 1991, Dena and Brandon C. of Louisiana had only recently become engaged. They joined friends and family for an afternoon picnic and softball game in the front yard of Brandon's parents. Somewhere in the excitement of the game and exchanging gloves, Dena's engagement ring came off her finger and it was not until later that she discovered the ring was gone. "I was heartbroken," remembers Dena. "I remember everyone forming a line and walking back and forth across the yard. I couldn't stop crying."

Brandon and Dena were like any other young couple starting out without much money. "We couldn't afford a new ring so I had to wait until later to get a new one."

Fast forward 21 years. Spencer Alan Reiter and Jason Ebeyer, metal detecting enthusiasts—along with Jason's son's Andrew and Conner—were talking to Donna and Keith (Brandon's parents) one day and heard the story of the lost ring.

They took their metal detectors, an *AT Gold* and an *AT Pro*, and hit the yard in search of the ring. In a little less than an hour, they had found the ring and were rushing to share the good news with the family. Jason relates, "We took a picture of the ring with Donna's phone and sent it to Dena with the message, 'recognize this?'"


Dena immediately returned the call and the celebrating began. Spencer reflects, "There is no way to convey the amount of emotion in that room when we returned the ring."

*Story courtesy of Jason Ebeyer*



# Coin Finds

## New York



Debby M. of West Plains, MO dug this 1855 Seated Liberty silver dime with her *AT Pro* while hunting near an old home site.

## New Jersey



This George III colonial copper half penny from 1776 was found by Thomas M. of North Wildwood, NJ. He was searching along a seashore area with his new *AT Pro*.

## New York



*ACE 350* user Chris O. of Kerhokson, NY sent these photos of two of his recent coin finds: a 1912 Barber dime and an 1849 large cent.

## Alabama



This 1829 Capped Bust half dime was dug under an old oak tree by *AT Pro* user Phillip B. of Clanton, AL.

## Wisconsin



Taylor S. of Oshkosh, WI found this 1907 Barber dime with his *AT Pro* at a ten-inch depth.

## Mississippi



These are the finds of Warren D. of Biloxi, MS after three hours on a Gulfport beach with his Garrett *Ultra GTA 350*. "I'm 70 years old so about three hours is my max of walking, bending, digging, etc., at one time," he says.

"It's a great hobby and I get fresh air, sunshine and exercise also—can't beat that."

## New York



Mark of Upstate New York calls his first good *ACE 250* finds "a true story of beginner's luck." After testing his new machine in his yard, he went to an old park. "By an old tree, I got a signal which said \$1 at 8 inches," he wrote.

"Of course, I did not believe it but dug it anyway. At first I saw just the rim and the shining silver and thought it had to be the bottom of an aluminum can," he recalled. "But as I dug further, I saw the ridges along the edge and knew this was no can."

"I could not believe my eyes when I pulled out this 1892 'O' Morgan silver dollar (*above*) in almost perfect condition. About a yard away, I dug up an 1864 two-cent piece. You can't do much better than that!"

## Pennsylvania



David S. of Mechanicsburg, PA had his best coin day ever (*above*) recently while hunting an old farmstead with his *AT Pro*. "I dug up an 1800 large cent, moved a foot—another solid signal," he said. "I dug up an 1805 half cent, moved again and dug up a 1774 King George half cent."

David kept detecting for another hour and a half. During that time, he also dug "an 1806 half cent, an 1809 half cent, a 1782 King George half cent and two coins that I can not read the date. All the coins were between five to eight inches deep."

## England



Kevin C. of Kent in England found this rare silver hammered coin with his Garrett *EuroACE*. Depicting King Stephen, this coin was minted in London around 1140 AD.

## Texas



This 1940 coin from Iceland was found in Caldwell, TX, by Matthew C. of College Station. He was using his *ACE 250* when he found the coin that he at first believed to be a token. Matthew believes it may have been lost by a World War II serviceman.





# Favorite Finds

## Pennsylvania



"This is by far my greatest find and I will cherish it and my *AT Pro* forever," wrote Craig H. of Staten Island, NY. He had just found a silver Elgin pocket watch (see photos above) while hunting near a "hunted out" old bog.

"I could see a serial number," he said. "When I checked the Elgin website, I could not believe it was made in 1886. The website said this was the most dust and water resistant watch of its time and, considering where it was found, they did a great job."

## GTI 2500



MSRP: \$1,099.95

**SEE TARGET SIZE, DEPTH**  
SPEND LESS TIME DIGGING TRASH

**TRUE ALL METAL MODE**  
PROVIDES MAXIMUM DETECTION DEPTH

## South Carolina



"Because of my *ACE 350*, I can hold our local history in my hand," wrote Bretton J. of Boiling Springs, SC. He is seen above with a horseshoe, fired bullets and casings from a World War I camp that was built in 1917.

## Wisconsin

"I have been metal detecting 30-plus years and I have never used a machine like the Garrett *AT Pro*!" wrote Mark S. of West Allis, WI. Finding that his brother was "killing me at the parks" with an *AT Gold*, Mark decided to buy the *AT Pro* to try and keep up with his sibling.

Seen in the photo below are Mark's finds of coins, jewelry, charms and other items during his first 30 days with his *AT Pro*.



## 37 Years Later ...

### New York

"Thirty-seven years ago when I was 12, I lost a dime in my backyard," *ACE 250* user Ron B. of N. Syracuse, NY recalled. "This was just a regular dime; nothing special about it. You are likely wondering how I can remember losing an everyday dime when I was 12.

"Well I didn't remember...until I found it. My father bought all us boys Crossman 760's BB guns for Christmas one year. And I, of course, did what boys do and proceeded to test the gun's abilities. For some reason, after I pumped it up 10 times I balanced a dime on the end of the barrel and shot it straight in the air—just to see what ten pumps would do to a dime.

"I of course never saw or thought of that dime again. It took 37 years for me to see what 10 pumps does to a dime. When I dug it up in my parent's backyard it all came back to me in a second. And so did a huge smile. What a wonderful childhood memory to remember. I thank you for my Garrett. I am sure there's more smiles to come."



When Ron dug this 1965 dime, he knew exactly what had happened to it!



# Garrett® Users **WIN PRO-POINTERS** in Vaughan Garrett's Favorite Find of the Month

**Here are some of the recent winners!**

Visit [garrett.com](http://garrett.com) to submit your story. You could be next!

*Vaughan Garrett*



## May winners



(Above) U.S. winner Cody M. of Hunt, TX with his 1906 Barber half dollar.



(Above) The international winner for May was Carl G. of Whitchurch, Shropshire in England. He found this 1775 George III gold guinea with his ACE 150.

## June winners



(Above) John M. of Florida found this platinum and diamond ring set on a popular southwestern Florida beach with his Sea Hunter Mark II. He said the rings appraised for \$27,800 and made a nice gift for his wife's birthday!



(Above) Sylvan B. of France used his EuroACE to find these World War II military medals along a road near an old mill.

## July winners



(Above) This gold locket was found by Curtis M. of Lexington, MA with his AT Pro at an old sledding hill.



(Above) This heart-shaped silver matchbox was found by Peter G. of Westonaria, Gauteng in South Africa. He was hunting with his ACE 250 near a skirmish site of the Boer War (which began in 1899), a conflict between British and Scottish troops versus local South African Boer units.

## JOIN THE GARRETT SEARCH TEAM!



COMING SOON

These Garrett collector's patches are available **FREE** just for participating in Vaughan Garrett's Favorite Find of the Month.

### How do I submit a story to Vaughan?

1. Email [testimonials@garrett.com](mailto:testimonials@garrett.com)
2. Mail to: Garrett Metal Detectors  
Attn: Marketing Department  
1881 W. State St.  
Garland, TX 75041

3. Submit your photo and story online by using the "Submit a Story" form:

[http://www.garrett.com/hobbysite/hbby\\_submit\\_a\\_story.aspx](http://www.garrett.com/hobbysite/hbby_submit_a_story.aspx)

Visit this web page for more details on Vaughan's Favorite Find of the Month.

**Keep submitting your stories! There are more PRO-POINTERS® to give away.**



The **PRO-Pointer** combines performance with sleek design to assist in pinpointing those hard-to-find targets. With One-Touch ease of use, you will never want to be in the field without one.

PN: 1166000

MSRP: **\$149.95**

### **PRO-Pointer® Metal Detector**

- Pinpointing Tip and 360° side scanning capabilities
- Audible and vibrating alarms intensify based on target proximity



# Digging up Memories and History

## A Pleasant Surprise

New Hampshire



Retired police chief Steve B., a new *ACE 350* user, is about to surprise his neighbor with her long-lost high school ring. Photo taken by Dave Anderson, courtesy of Steve B.

Now retired after a long career in law enforcement, Steve B. of Dublin, NH decided recently that he would take up metal detecting as a hobby. He bought a Garrett *ACE 350* after seeing it demonstrated in a nearby detector shop. In order to become more familiar with it,

Steve took his detector to local Dublin Lake to hunt the beaches.

On the first trip, he found old coins, bracelets and other items. For his second trip to the beach, he carried along a garden trowel and a kitchen colander to help sift for his detected targets.

"I rolled up my jeans and waded into about a foot of water," he said. "I got a hit that said it was gold and about six inches deep." Steve sifted out a small ring that was "black as shoe leather."

He took the ring to a local jewelry store. A polishing revealed a gold and onyx ring with the year 1965 and owner's initials. Being a former police detective, it did not take Steve long to work with a local high school to determine whose initials were on the class ring.

When he saw the woman's photo in the yearbook, he was surprised. "She's my neighbor," he exclaimed.

Steve decided to surprise her with the return of the ring. He gave a speech before the school district's principals, teachers and employees—among them being school employee Martha W., the ring's owner.

Steve related his story of buying a metal detector, finding the ring, and then figuring out who once owned it. He then surprised his neighbor Martha by calling her down front to receive the ring she had lost 47 years ago.

The story made the front page of the local *Monadnock Ledger-Transcript*. Steve continues to enjoy his *ACE 350* and has since dug up a 1787 King George copper coin.

"My career as a police professional was all about listening to tones and then responding to calls," he related. "Now, it's listening to tones and digging up gold! What fun I'm having."

United Kingdom



England



Stephen A. of Coventry in West Midlands in England purchased an *ACE 150* in April. He and his children "have had hours of fun" digging old coins from the woods near his home. One of the favorite finds so far has been a 1911 coronation medal (seen at top of above photo).

*EuroACE* user Ben T. of Bristol found these four hammered coins (including an Edward IV groat) at a "heavily iron-infested site."

Germany



*ACE 250* user Raphael S., a 17-year-old from Aachen, Germany, found these coins and World War II artifacts while searching near his home.



### New Garrett Hobby Buyer's Guide available!

- 40 pages in a new horizontal layout style. Includes clearly organized product information to help you make the best purchase decision.
- Ask your dealer for a free copy or view the entire catalog online at [garrett.com](http://garrett.com)






# Beach Hunting Advice from the UK

by John Howland

John Howland is a retired writer who lives on England's south coast near Poole Harbour and regularly hunts the seven miles of adjacent golden sands with his beach-combing pal, Jack Dey. Both use Garrett *AT Pro International* detectors and *Pro-Pointers*.



On the first day out back from my holidays, I stepped out on the beach in company with hunting pal Jack Dey. Our hunt brought me an 18-carat, 5.8-gram, gent's wedding band (currently valued a tad over £140). It was five inches down in the dry sand with a Digital Target Readout (DTR) of 65 and a high pitched audio tone.

This is not to say no other make of machine would have found it, but there are lots of newbies using too much Notch Discrim in the mistaken belief that chopping out most of the trash will put them firmly on the gold trail. Well, it won't...and that's non-negotiable.

In the matter of notch discrimination, less is more. The less you apply the more you find, but you will dig more iron trash with some machine brands. However, with the *AT Pro International*, much of this tiresome trash digging can be eliminated.

I set up in PRO Mode to capitalize on any tiny changes that occur to the target's amplitude. Loud signals suggest near-surface targets, and faint ones, those at depth. I set my Iron Discrim to 35, thus knocking out most iron junk, and set Iron Audio Mode to ON. Thus set, no iron will ever be dug in error,



This is the hallmark on the 18k gold ring that John found with his *AT Pro International*.

## Getting Top Beach Performance from Your AT Pro International

relegating steel bottle-caps to history's dustbin. Sure, you'll hear them, but all iron targets—large or small—will sound off with a “buzz” as the coil approaches the target. This is followed by a “good” signal as the coil passes above, and is followed by another buzz as the coil passes away. Simultaneously, on the DTR, a steel bottle-cap will, for instance, give a “good” signal of around 78 or higher as the coil centers, before passing away. Just ignore it and walk on by.

Additionally, by setting the Iron Discrim to 35, those targets below this number sound off with low (trash) tones. All targets from 35 to around 50 sound off as mid-tones (most thin-section gold rings) while all targets with a DTR above 50 produce high (desirable target) tones. Thus the operator has full control and can set the *AT Pro's* iron responses according to the prevailing conditions. This is especially useful when hunting inland on Roman habitation sites, for example. All that remains is to ground balance the machine, drop the Sensitivity one notch from maximum, and sally forth.

Though the PRO Mode causes minor pops and crackles in the headphones (which is quite normal), these drop away—allowing even the faintest signals to be easily discernible. You will be working at extreme depths.

With an identical set-up, Jack easily located a £2-coin at 14” (about fingertip to elbow) in the dry sand. It was so deep he almost gave up on it thinking he'd misread the audio signal even though the DTR was showing 72. This day, it was a 56 DTR readout—on the cusp of the dreaded pull-tab notch—that brought Jack a 14-carat ring using the same set-up.

The *AT Pro's* standard snub-nosed DD coil covers all the bases. Another often overlooked depth improver is to work slowly—the slower the sweep, the deeper you'll go. Jack and I sweep at



This 3.8-gram, triple gold (white, rose and yellow), 14-carat ring was found by Jack Dey at a beach near his home.

about three feet per second, which we think just about gives maximum depth. Though Garrett's accessory concentric coils offer a little more depth inland, they lose that depth advantage—as do all concentrics—in and around sea water-soaked sand because their coil-winding configuration is less able to cope with mineralized ground.

*Key Target ID's on the beach:*

53/54: pull-tabs

56: thin-section 9-carat gold rings

58/65: coins and 18-carat gold rings

72/73: £1-coins

75/77: £2-coins

ALWAYS dig all targets above 77. But solid 44's can often be platinum—a poor conductor and, as a target, way down amongst the foil and ferrous. You have been warned! *Happy hunting.*







# Tip: Target ID on Canadian Coins

by John Bortscher

John has found more than 100,000 coins in 20 years of searching with Garrett detectors. He is active on many Internet detecting forums and is currently the moderator of Garrett's sections on Find-mall.com—including the *AT Pro* and *AT Gold* Forum.



## ACE Series Detectors

**Pennies:** Depending on their year and length of time in the ground, expect them to read one notch before the penny icon to a couple of notches past the penny icon.

**Nickels:** Again, it depends on the year and length of time in ground. They either show up at the penny or nickel icon. They tend to give a smooth signal on the nickel notch, not the rough sound of a pulltab.

**Dimes:** If 1968 or older (silver), they read clearly in the penny range. If newer, they might not read at all if freshly minted and recently fallen on the ground. (*Not to worry: my buddy's non-Garrett machine does the same.*) If they have been in the ground for some time, they tend to bounce around pulltab and coin. If you dig the plug and loose the signal, odds are you have a clad dime. You can use the All Metal Mode (pinpointing) to find and remove it.

**Quarters:** 1968 or older read in the coin range, usually smack dead center under the quarter icon. If new, again, it might be missed. If in the ground for at least several months, expect it to bounce around penny, quarter and pulltab icon. Again, once you make a plug, you may loose the signal, so you have to use pinpoint mode to find it and remove it.

**\$1.00 and \$2.00 coins (aka, Loonies and Toonies):** They give a strong signal under the coil at penny or quarter. Garrett machines like these coins. If you get one under your coil, you will surely dig it!

**Summary on Canadian coins:** If you hunt in Coin Mode and notch out the nickel and pulltab, you will still get most Canadian coins, with the exception of a few nickels. But, you might miss out on a gold ring, so choose your programs carefully.

## AT Series Detectors

Since Garrett detectors are made in the USA, they read U.S. coins with great accuracy. When hunting Canadian coins, you need to slow down, and if you get any signal at all, go over it in different directions...to see if it will read and bounce around in the coin and pulltab range.

The readings explained below are found using the *AT Pro* in PRO Mode, with Zero discrimination, Iron disc set at 40, and with Iron Audio turned on. The same results will be found on the *AT Gold* in DISC 1.

**Pennies:** Older pennies, up to the middle 1990's will read in the penny icon, or with a VDI [digital target ID] in the 80's. The newer strikes can be made of metal or zinc plated with copper. These are harder to ID as pennies, especially when the copper coating begins to wear off. But, expect them to have a VDI of 74 +/- about 2%. Others will read in the high 70's and lower 80's. The key is where the VDI numbers read *most* of the time. If you decide to not dig pennies for whatever reason, expect to miss some silver rings and 10K gold rings.

**Nickels:** They usually give a softer sound with a consistent VDI reading at 50 +/- 2%. Square pulltabs give a harsher sound, often reading 53. Gold is common in this area +/- 10% with a consistent softer tone.

**Dimes:** Older silver dimes (pre 1968) will read as silver in the low to mid 80's. If they are beyond about six inches in depth, however, they may start to read as junk. Use your common sense: if it's deep, it's likely old. Freshly dropped dimes read loud and the VDI will bounce from the 60's to the 90's. With Iron Audio on, they will grunt (low iron) and give a nice loud sound in the 80's -90's. Dig them, as they might also be a quarter. Older dimes tend to fluctuate in the 40's to 70's with odd spikes to the 80's.

**Quarters:** Pre-1968 quarters were silver and read in the 80's consistently. New, fresh dropped quarters give a loud signal, with a VDI bouncing back and forth between 30's-70's. You will eventually learn their distinctive audio. Older (not silver) quarters tend to bounce back and forth around the 70's to 80's. They also give off a loud signal.

**Loonies:** Give off a very loud audio bouncing between 70's to the 80's.

**Toonies:** Give off a loud signal in the 70's and sometimes spike to the 90's.

Some results vary if detecting in sandy tot lots or in areas with higher soil mineralization. The soil in my areas is basically low to moderate. Good luck, and if you discover any other good tricks for detecting Canadian clad, please comment on the forums.

## Bottle Cap Stomp Method

I accidentally discovered a way to distinguish old rusty bottle caps from coins also reading as bottle caps. Several years ago, I was hunting some real old parks, just loaded with old rusty bottle caps, and was ready to give up as many others had. Something was strange about those bottle caps. Once they were out of the ground, most would remain sounding like bottle caps.

But, the odd one—after missing it the first time with my digger trying to retrieve it—changed from reading as a bottle cap to reading as a coin, either copper or silver. Why? My guess is that the copper or silver coins over time developed a layer of oxides around them in the soil matrix. Some people have called it the *halo effect*. And this developed layer changed the original conductivity from reading as a coin to now reading as a bottle cap. Well, if a person could break this halo while the coin was in its original lost position, the conductivity should change it from reading as a bottle cap to reading as a coin.

So, I spent the next hour stomping real hard on top of my bottle cap readings, and low and behold, out of some thirty bottle cap hits, three of them went from reading as a bottle cap to a coin reading. I dug them and out came three old silver coins. I was ecstatic! I broke the code!

In summary, if you end up in an area littered with those old bottle caps, stomp your foot over the target real hard, and some of the coins will start reading as coins. Also, if you get "iffy" signals, the ones where the target bounced back between iron and coin, give it a stomp too! More often than not, it will now read as a coin or iron.





# From the Field and on Your TV

## Discovery Channel's Gold Rush Stars Choose to use Garrett Metal Detectors Products

"We really like the Garrett products," said Todd Hoffman as he explained why his 316 Mining business uses only Garrett brand gold pans and metal detectors. "I like that Garrett is family owned and made in America, a couple of things me and my dad Jack believe in."

Hoffman, a star of Discovery Channel's hit prospecting series *Gold Rush*, is very selective on publicly supporting any products used in his TV show. "I've been to the factory," he said. "I've watched how everything is put together. I don't have a lot of companies I wanna work with, but Garrett is one of them."

Garrett's *Gravity Trap*® gold pans are continually used to check the level of gold in the earth that the Hoffman team is moving with their excavators. "If we start mining ground with just a tiny bit of gold in it, we're gonna go bankrupt real quick," Todd explained.

Whether it's Jack, Todd, Jim Thurber or Freddy Dodge, one of 316 Mining's



Todd Hoffman, right, and his father Jack, exclusively use Garrett Gravity Trap gold pans and detectors on their TV series *Gold Rush*.

team is continually testing their cuts for gold content. According to Todd, they prefer Garrett's *SuperSluice 15*™ pan for such quick checks because "it's got a bigger bottom in it and pretty aggressive riffles" to trap the fine gold.

*Gold Rush* is currently filming its third full season in remote areas of the Yukon Territory of Canada. Steve Moore, Brian McKenzie and Joe Vazquez from the Garrett factory recently visited the Hoffman's mining operation. There, they had the chance to watch Garrett's gold pans in action in the clean-up tent and the *AT Gold* being used to check for nuggets in one of the deep cuts.

Most of the 316 Mining's work on *Gold Rush* is done with heavy excava-

tors but Todd explained where the *AT Gold* comes in handy. "When we get into an area with nuggets, that's when you want to see what you've got with the metal detector," he said. He and his group scan cuts in the bank and around creek beds where the bedrock has been exposed. "When you can actually see the bedrock, that's a great place to put your *AT Gold*."

Since most of their work involves moving tons of rocks and earth, *Gold Rush* fans are likely to see Garrett's gold pans more frequently than one of the *AT Golds*.

The difference financially between 316 Mining making it or not is the number of ounces of found gold. According to Jack Hoffman, that's why they exclusively use the Garrett pan. "We trust it. For the amount of gold we go through, we want to make sure we get it all."



Todd visits with Vaughn Garrett in the Garrett Museum during his visit to Garrett's headquarters in April.



Todd uses his *AT Gold* to check one of his Yukon cuts for nuggets.



### Italy

Paolo S. of Italy made these jewelry finds along the shores of Sicily with his *AT Pro International*.

### Canada



"In hopes of finding silver and gold, I set out on my first hunt in the woods surrounding an historic university that dates to the 1800s," said *ACE 250* user Justin B. of London, Ontario. "Although I didn't get any gold, I did find plenty of old coins and this very cool bronze medal from the Commonwealth Games, which was hosted by my home town back in 1999."





# All Terrain Success Stories

Although he has searched "the fields, forests and waters of America" for some 20 years with detectors, Dan Frezza of Williamsburg, VA did not do so with Garrett brand detectors until 2011.

"In 2011, in efforts to bolster my relic hunting partner Beau and my own water recovery arsenal, we tried the *AT Pro* and *AT Gold* series," said Dan. "The success we had was documented through continuous finds and stories. As the fall season approached I began to test and try this new water machine on land. Being the laggard that I am, not switching machines in the last 10 years, I did not have much faith.

"I first began using the combination of the *AT Pro* and *Gold* at a colonial house site here in southeastern Virginia. I was immediately impressed with the recovery of items from thick patches of masking iron. The depth in open ground became noticeable as I learned more and more about the machine and the operations. In the following weeks I recovered hundreds of colonial buttons and a handful of copper and silver coins from the 1850s to the 1750s. I even managed to recover a late 1600s poled

## "The AT Pro Has Me Sold"



(Above) These are some of Dan's relic finds during 2011 with his *AT Gold* and *AT Pro*. (Below) Key finds from Dan's February hunt: two 1859 Indian Head pennies, an 1865 three-cent piece, the earliest Virginia military button and an 1851 large cent.

(See page 1 for Dan's story of river hunting with the *AT Gold*.)



hand axe 'tomahawk' and 6-lb. cannon ball from the American Revolution."

During 2011, Dan relocated from North Carolina to Virginia. "At that time I made a note that I wanted to recover a Virginia early militia button," he said. "It has been on my list for several years now, and knowing that I would now be living in an area with a high likelihood, I could not wait to begin searching. I never expected it to happen in the first season."

He celebrated his birthday in February 2012 with a two-day relic hunt. "On the second day, while using the *AT Pro* I unearthed a beautiful example of not just an early Virginia militia button but the earliest. The VA1B is the first Virginia military button for the state (1815-1820) and most who have seen it agree that it is one of the best quality dug varieties. Retaining nearly all of the silver gild, it made for one happy moment. Also dug that weekend were an 1851 Large Cent, two 1859 Indian Head cents, and an 1865 three-cent nickel, all with the Garrett *AT Pro*.

"I have tested and tried many over the years; the *AT Pro* has me sold."

### United Kingdom

"Find a penny and all day long I will have good luck," Scott Heeley declared to one of his hunting buddies. It was just after their lunch break during an organized dig on a Staffordshire farm.

Scott's finds had been slow during the morning before he dug two pennies, one of them dating to 1795. He kissed one of the pennies for luck, dropped it in his finds bag and continued on.

"About 2:30pm, my Garrett *AT Pro* gave me a strong signal, so I started to dig a six-inch hole," Scott related. "As the first shovelful of dirt turned over, I noticed a silver coin drop out."

Waving his *AT Pro* back over the hole, he found "I still had strong signals." Scott ran his *Pro-Pointer* over the

## Roman Coin Hoard Found in a Staffordshire Field with AT Pro International

soil and pulled out another three silver coins. By the time his buddies Chris and Dean came over to look, Scott's *Pro-Pointer* "was buzzing everywhere."

As his mates proclaimed the coins to be Roman denarius, the excitement had taken hold. "You've hit the jackpot!"

Scott asked another detectorist to fetch John W., the hunt organizer. As a smaller hoard of nine Roman coins had been found by John and several others during the morning hours, he at first believed the news of a second hoard to be a joke.

(Continued on page 19)



(Above) 50-year-old Scott Heeley of Hednesford in England poses with some of the Roman silver coins he found in February 2012 with his Garrett *AT Pro International*.





# Relic Roundup

Ohio

## A Nephew's Excitement



Paul M. of Middletown, OH found that his nephew was full of excitement when he remembered to bring his *AT Pro* along during a visit to his brother's home in Columbus. Paul took his nephew out to hunt on the land, which had once been an old farm.

"It was just so fun seeing his excitement," Paul wrote. "Reminded me of myself." His nephew "went ballistic" with some of their finds that day, including a 1920 Mercury dime and fully intact Columbus Railway Light Co. buttons (left) with remaining gilt.

"I think we have a new, super passionate treasure hunter on our hands!"



MSRP: \$249.95

**ACE  
250**

**BIG FEATURES,  
UNBEATABLE PRICE!**

EXCELLENT DETECTION DEPTH, RUGGED  
DESIGN AND EASY TO OPERATE.

**ACCEPT/REJECT  
NOTCH DISCRIMINATION**

**ELECTRONIC PINPOINT**

(Continued from page 18)



(Above) A closer view of two of Scott's Roman coins.

(Below) The 2,000-year-old Roman silver denarius coins as they appeared after coming out of the ground.



Scott and his friends removed more soil in hopes of finding a pot "but to no avail. After four hours of digging and the odd bit of swearing, the light had started to get the better of us. We had removed 211 denarius and 69 fragments from a wet and muddy field and I was still shaking with delight."

Scott's *AT Pro International* hoard is considered an important discovery by the local Birmingham-based finds liaison officer. The Roman coins date to the first and second centuries. At this time the coins are with the British Museum in London, where they will be properly cleaned and evaluated by an independent treasure committee. Any future compensation paid for this Roman Staffordshire hoard will be split between Scott and the local farm owner.

Tennessee



These Civil War finds were made by Bobby B. of Henderson, TN with his *AT Pro*. Clockwise from upper left are: a Union General Service button; a CSA Infantry button made by the British; a Louisiana state seal "Pelican" button with a Hyde and Goodrich New Orleans backmark; a .37-caliber Maynard rifle Confederate bullet; and a lapel pin with gold gilt.

"I have no doubt that the *AT Pro* made the difference," Bobby said. "There was so much iron in the site, many machines would not have been able to operate." Bobby has worked this Confederate picket post site a number of times with his *AT Pro*.

Among his other favorite finds there was a Queen Victoria crowning token (below). It reads "Crowned June 28th 1838" above her head. The bottom of the token was cut and bent into a base so that it would stand on edge. "As I looked at it, I realized a soldier went to a lot of work and time to make this piece as a love token for his sweetheart or wife," Bobby felt.





1881 West State Street  
Garland, Texas 75042

PRSRT STD  
U.S. Postage  
**PAID**  
Permit No. 179  
Garland, TX  
75040

## Last chance! Time is running out!

In our continual effort to improve communications with our customers, we are currently updating our distribution list for the Garrett *Searcher* newsletter.

**GO GREEN:** if you would be interested in saving trees and saving paper, please list your email address for future *Searcher* issues. Your information will not be shared with others.

How do I update my mailing info?

1. Go online to [garrett.com](http://garrett.com) and fill out the Searcher mailing form.
2. Call Customer Service at  
1-800-527-4011 (U.S. and Canada)  
1-972-494-6151 (International)
3. Fill out this card and mail it to:

**Garrett Metal Detectors**  
**ATTN: Searcher**  
**1881 W. State Street**  
**Garland, TX 75042**

**DON'T MISS A SINGLE ISSUE  
OF THE SEARCHER.**  
**NOW IN FULL COLOR.**

**PLEASE INDICATE HOW YOU WOULD LIKE FUTURE  
FREE ISSUES OF THE SEARCHER DELIVERED.\***

**Fill out Searcher mailing form and mail to Garrett**

First Name

Last Name

Address

City

State

Zip

Country

Phone

Email Address

Age Group: ☐ 0-17  
☐ 18-24  
☐ 25-39  
☐ 40-59  
☐ 60+

Delivery Type: ☐ Digital (email)  
☐ Mail

\*Garrett Metal Detectors® is the sole owner of the information collected: We will not sell, share, or rent your email address or any other personal information collected.

**To find your local Garrett dealer, visit  
[garrett.com](http://garrett.com) or call 800-527-4011**

