

THE GARRETT SEARCHER

TREASURE SEARCH & ELECTRONIC RECOVERY

ISO
9001
CERTIFIED



GARRETT

Discovering what's hidden below™
www.garrett.com

My Passion for Better Metal Detectors



Charles and Eleanor Garrett

My passion is to build the best possible metal detector at the best possible price for treasure hunters. And I've always been confident that our detectors offer more technology for the money and are better than the competition. However, I know there's still room for improvement and growth.

I feel confident that it's been my commitment to build the best possible detector that has led to Garrett's success over the past four decades. I've seen a great deal of companies (and, certainly not only detector manufacturers) become complacent with their product line. They simply didn't recognize the need to improve their products.

Of course, that has never been the case with Garrett Metal Detectors. As soon as we produce one outstanding detector, we are hard at work developing a better one. We are the leader of the industry because we ask the questions that nobody else in the industry is asking. We seek out new technology, new ways of thinking, new research and we think outside-the-box so that you can have better products and more successful treasure hunts.

The recent introduction of our new line of Ace detectors is an excellent example. The Ace product line has been our entry-level model for decades. And, these detectors have consistently remained the leader in the marketplace. Yet, we continually ask ourselves how we could make it search deeper, discriminate better and find more treasure without making it more expensive. And, of course, we did it.

I enjoy tracing the development and constant improvement of the Ace detectors when looking through past issues of our Buyers Guides. Every few years a new and improved model of the Ace would be offered at a better price, just as we are now offering the Ace 250 and 150 at shocking price levels.

Our competition simply doesn't understand how these new ACE detectors can have so much of our leading-edge GTI and GTAx technology. These Ace models offer feature after feature that costs far more in our competitors' high-end products.

Although I've never tried to second-guess the thinking of other manufacturers, I imagine our new Ace detectors and their immediate success in the marketplace have certainly sent the competition back to their drawing boards. That's where they'd better be, because here at Garrett we're already working hard at our computers and in the field to develop new, improved detectors.

Charles Garrett

Inside This Issue:

- 2005 Spring Promotional Packages
- Vaughan Garrett Promoted to VP
- Jack Lowry to Retire After 22 Years
- Charles Garrett's NEW Cache book
- Visit Us - Online!
- Testimonials from the Field
- Pinpointing in Mineralized Soil
- NEW ACE detectors

Dig Into Our S

Dig Deeper in the Ground

**ONLY
\$1099.95
You Save
\$379.85**

If you missed our amazing GTI 2500 PRO Package at Christmas, don't let it pass you by this spring! Our GTI 2500 is the highest performing metal detector you can own. It features exclusive Garrett Imaging technology that tells you the True Size and Depth of your target. And it's loaded with other top-of-the-line features like PowerMaster Circuitry, for greater depth, Scan Track for optimum scan speed, TreasureTalk, All-Metal Target ID as well as our exclusive GTA discrimination. All this and our easy-to-read TreasureVision Imaging LCD screen, too. And included in this special package is our 12.5" PROformance Imaging searchcoil that increases depth and scan width, Garrett headphones for improved audio sensitivity and Garrett Supreme GTI Case!



You Receive Free:

- 12.5" PROformance Imaging Searchcoil
- GTI Supreme Carry Bag
- Garrett Headphones

Call or visit us online today! These amazing specials are only good through May 31, 2005

Spring Savings

and - NOT in Your Pockets!

ONLY
\$699.95
You Save
\$179.95

For the first time ever we're offering a special bonus package on our ALL NEW GTP 1350. This powerful DSP-driven machine is the only detector in its class and price range to identify the size (Small, Medium, Large) of a target. And when used with the 10x14" PROformance DD searchcoil you can hunt deeper and cover more ground per sweep than with traditional searchcoils. And it is an excellent choice for hunting in moderate to heavily mineralized soils. Don't miss out on this exclusive package from Garrett! Call or visit us online to learn how you can order your GTP package today!



You Receive Free:

- 10x14" PROformance DD Searchcoil



GARRETT

Discovering what's hidden below™

Tel: 1.800.527.4011
Tel: 1.972.494.6151
Email: sales@garrett.com
Web: garrett.com

From the manufacturers of the trusted security hand-held and walk-through metal detectors.

Corporate Profiles

Vaughan Garrett Named Vice-President and Director of Marketing Communications



Vaughan Garrett was recently named as the Company's Vice President and Director of Marketing Communications. He will be responsible for overseeing the Company's communications efforts including its advertising and public relations campaigns. He will also be directly responsible for conceptualizing, directing and producing all instructional videos for the Company's hobby and security products as well as television commercials and documentary films relating to the treasure hunting hobby.

"Vaughan has been an integral part of our Company since 1987," said Charles Garrett, CEO and President of Garrett Metal Detectors. "He's seen the Company grow from a garage operation to an international corporation. Over the years we've been on many field tests together, which has given him a rare perspective on our industry that very few can gain. And it's his experience and knowledge of the market that will enable him to fully promote our Company."

For over 18 years, Vaughan Garrett's security-related DVDs and videos have been used for training seminars at such events as the Olympic Games and have been instrumental in improving the effectiveness of security checkpoints around the world. He has also played a key role in preserving, documenting and archiving the Company's rich heritage with the latest video/audio technology.

Vaughan has received countless awards for his work in media advertising in the metal detection industry including: the "Videographer Award of Distinction", for his work on the Sea Hunter Mark II instructional video; the "Communicator Award of Distinction", for his production of "Treasure Visions", an instructional video starring Charles Garrett in search of early American ghost towns; and the "Award of Recognition" from the Utah "Safe Schools Program".

Vaughan has produced over 200 instructional DVDs, videos and television commercials. Prior to joining the Company full-time, Garrett was a student at North Texas State University where he earned his Bachelor of Arts in Radio/TV/Film in 1986.

Jack Lowry, Associate Director of Domestic Consumer Sales, Retires After 22 Years



Jack Lowry, Associate Director of Domestic Consumer Sales, will retire from Garrett Metal Detectors this spring. Jack Lowry has been an integral part of Garrett's Consumer Division team for more than 20 years. He has served as Associate Director of Sales for over two years and is responsible for executing comprehensive sales strategies for the Company's Consumer Division as well as

finding, developing and assigning new markets, dealers and distributors. Lowry also manages the Company's Hobby-related trade shows and other industry-specific venues that support consumer sales.

Prior to joining Garrett, Lowry was the Central States Zone Manager for Arkla Industries where he created, implemented and

supported individual sales, contracts and service programs for 11 distributors in 17 states across the Central U.S.

A seasoned recovery specialist, Lowry uses his metal detection expertise to recover lost items for the Insurance, Realty, Utility and Law Enforcement Industries. He is the author of "The Competitive Treasure Hunt" as well as numerous articles in trade-related publications and on Internet web sites. Lowry earned a Bachelors degree in Accounting from Abilene Christian University and North Texas University in 1966.

He currently serves on the Board of Directors for the Texas Council Treasure Club; is the Manufacturer's Representative to the Board of Directors for the Federation of Metal Detectors and Archaeological Clubs; and was inducted into the Treasure Hunters Hall of Fame by the Professional Treasure Hunters Society in 1994.

Charles Garrett Releases NEW Book

“Treasure Caches Can be Found” Teaches and Inspires Today’s Treasure Hunters



Charles Garrett is the most well-known and respected metal detectorist and treasure hunting author in the world. He shares his knowledge of metal detection in generous doses and continues to

inspire treasure hunters today with his most recent how-to treasure hunting guide for cache hunters, “Treasure Caches Can be Found.”

Not only does Charles Garrett teach you the techniques to becoming a successful cache hunter in “Treasure Caches Can be Found”, he also shares some of his personal cache hunting adventures.

The following is an excerpt from his riveting new book:

“Nestled deep in Mexico’s Sierra Madre Mountains, sits the primitive village of Batopilas. Rich in history, this beautiful area of Mexico is brimming with countless treasure stories begging to be proven.

We planned, for some time in the 1960s, a dangerous gold and silver prospecting and

mining expedition. There were ten of us including: Javiere Castellanos, Don Garrett (my brother), Curley Jones, Roy Lagal, L.L. “Abe” Lincoln, George Mrockowsky, Frank Mellis, Monty Moncrief and A.M. Van Fossen. Each of these daring men brought with them their countless years of expertise, specializing in metal detecting, prospecting, mining and historical research. Javiere Castellanos, was a Mexican mine owner and prospector who acted as our interpreter and commissioned us to do a metal detector survey of his mining properties.

The centuries-old gold and silver producing areas were about to present the bold group a difficult, yet rewarding journey, as you are about to discover.

Knowing the valley would not give up its treasure easily was evident as the brave band of anxious searchers slowly and carefully wound their vehicles down the three thousand-foot drop off into the Sierra Madre’s Copper Canyon. Primitively paved, the rugged single-lane trail offered no guarantee of safe arrival to their rustic destination below. Reaching LaBufa was a harrowing journey alone without the added stress of having the vehicle’s brake line catch fire. The remainder of the descent resulted in numerous traumatic rides down steep slopes and treacherous hairpin curves.

Finally reaching LaBufa offered little solace to the explorers as the valley played host to the notorious vampire bats that have been so vividly featured in publications such as National Geographic. Undaunted by the threat of the frightful bats, the group eagerly explored the area searching out several promising leads. Around the campfire that night, the tired pack began planning their final, 18-mile trek down the Batopilas River embankment on foot.

Beginning the long journey along the Batopilas River’s foot and burrow path proved just as exciting as the vehicle trek down the mountainside. Several stops along the way provided some long-awaited shady rest and welcome spring water refreshment...Moving down the river, a group of Tarahumara Indians were spotted. They were teaching their children various wilderness survival techniques. One of the Tarahumara Indians offered Van a cache of silver for Van’s digging tool.”

To read more about Charles Garrett’s exciting expedition through the Sierra Madre Mountains, his visit and conversation with Pancho Villa’s widow and many other stories and methods for researching and locating your own caches, order your copy of “Treasure Caches Can be Found” today!

Visit Us - Online!

The Internet has brought the entire world to our fingertips. And now, with just a click of a mouse, you can find more information about us, our products and services than ever thought possible. Three months ago we launched our new web site, garrett.com and the response has been tremendous. Uncluttered and easy-to-navigate with dynamic, intuitive features, garrett.com is an invaluable tool for your treasure hunting success.

Here's just a highlight of what garrett.com has to offer you:

Products

Detailed information about every Garrett product is available in a quick and simple to read format. Browse each product, or if you're in a hurry, or not quite sure which detector is best for you, click on one of our three quick and simple drop-down menus. These convenient menus allow you to choose a detector based on your budget, hunting interest and even your experience level. Each product's spec sheet is available in a downloadable PDF for you to print and keep for future reference. Once you've found the detector that's right for you, click on our Searchcoils link to see the searchcoils that are compatible with your detector and their intended use.

Choose a detector based on Budget, Hunting Interest or Experience Level

Find a Detector that fits ...
 ... My Budget:
 Select your budget

Find a Detector that fits ...
 ... My Hunting Interest:
 Select your interest

Find a Detector that fits ...
 ... My Experience Level:
 Select your exp. level

<http://www.garrett.com/hobby/products.htm>

Tech Support

Our Tech Support Link is a treasure trove of information, which offers valuable insight into our products and technology as well as answers to many of the questions you have. Click on the Tech Sheet link to read what our engineers have to say about Garrett-specific technology. Browse through our FAQ page where the most common questions about our products and treasure hunting practices are answered in simple, easy-to-understand terms. You can even become a connoisseur of detector jargon by reading through our Detector Definitions page. To help you compare features, options and technology available on our entire detector line you can also compare up to three detectors using our Comparison Chart.

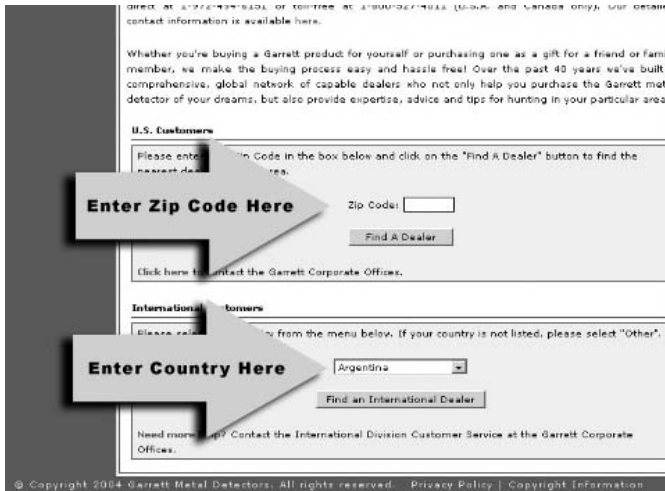
Compare up to 3 detectors of your choice with our Detector Comparison Chart

Detector Features	P or E	GT12500 Remove	GTAK550 Remove	ACE250 Remove
Purchase Price		\$1,095.95	\$499.95	\$249.95
All Metal Deepseeking Mode		x		
Audio Threshold, Adjustable			x	
Tone ID				x
Batteries (included in all models)		6AA	6AA	AAA
Coin Alert Balltone Audio	E	x	x	x
Digital Signal Processor (DSP)	E	x		
Discrimination: Dual Full Range				
Discrimination: Full Range				
Discrimination: QTR Accept / Reject both	P	x	x	x
Fast Track Ground Balance (All Metal Mode)		x		
Frequency, Adjustable		x		
Frequency, Detection (kHz)		7.2	7	6.5
Graphic Target Analyzer (GTA), Graphic Target ID Cursor	P	x	x	x
Graphic Target Imaging (GTI), True Target Size and Depth	P/E	x		
Ground Balance, Manually Adjustable				
Ground Balance, Automatic Ground Tracking		x		

<http://www.garrett.com/hobby/techsupport/compare.asp>

How to Buy

Ready to buy the best metal detector on the market? Just click on our How to Buy link, enter your zip code or country and find the dealer nearest you. Over the past four decades we've built a strong network of capable dealers who not only help you purchase the Garrett metal detector of your dreams, but also provide expertise, advice and tips for hunting in your particular area. Just one more way, we're providing the best possible service for our customers.



<http://www.garrett.com/hobby/howtobuy.asp>

Corporate Information

Share in Charles and Eleanor Garrett's history and success in the metal detection industry by visiting our Company Info page. Read their life history and find out why their contributions to treasure hunting and security metal detection are unsurpassed. You can also read about the amazing Directors the Garretts have in their organization who help make Garrett the leader in the industry. Their background and expertise show that Garrett is committed to hiring only the best. Click on our Opportunities link to see how you can become a part of the Garrett team or an authorized dealer.

Treasure Tips

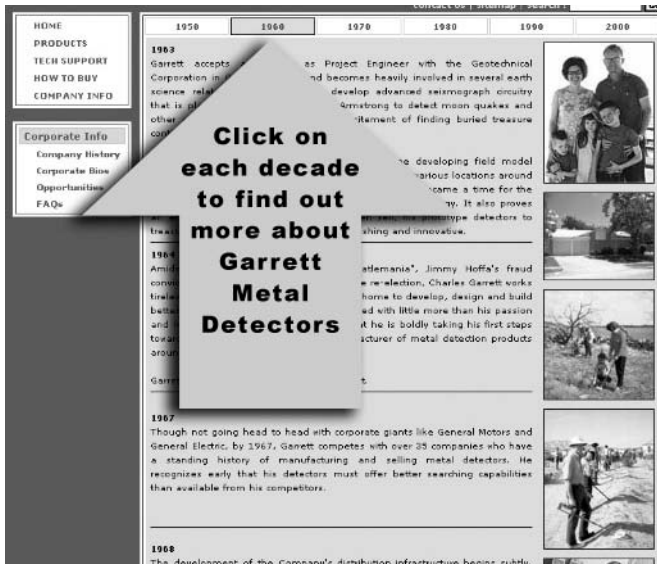
Visit the Treasure Tips link each week as Charles Garrett shares a different, time-honored treasure tip or hunting hint that has brought him immeasurable success in coin, cache, relic, beach and underwater hunting, as well as gold prospecting, over the past 40 years.

Submit a Story

Now, it's easier than ever to share your successes and treasure finds with us and fellow Garrett treasure hunters. Simply click on the Submit a Story link, enter your information and type in your story in the correct field. You may be the next featured writer in the upcoming Searcher!



<http://www.garrett.com/hobby/submitastory.asp>



<http://www.garrett.com/corporate/history.asp?rs=hobby>

Newsletter

You can download a PDF version of past issues of the Searcher by clicking on our Newsletter link. Read what other treasure hunters are doing as well as learn more about what exciting products and services Garrett offers!

As you can see, there's so much to read, download and view on our new web site. So much, in fact, we can't even get it all in this edition of the Searcher. And we're not even finished. We're going to continue adding more features, more information and more choices so that Garrett.com becomes your one stop source for all of your treasure hunting products, hunting tips, service and training needs.

Visit us online today!

Testimonials F

Texas - German Cache Found!

I recently purchased a GTI 2500 and set out on a treasure hunt. Upon driving the back roads of Texas, I came across two abandoned houses. These houses, from what I could tell, were from the early 1900's.

At first, I received plenty of iron signals then I turned up the discrimination. After several hours I had retrieved an Indian head, wheaties, one 1942 silver quarter and a small piece of jewelry that had some sort of stone. Then I came across an old bottle dump. Gathering up some of the bottles that were in good shape, I was cleared out the debris so that I could detect without a lot of junk signals. Still there was no getting past the junk signal's, so what's next, dig.

I, however, received a strong signal that set off that familiar sound of money. The GTI indicated Size C. When I was digging I was not real excited, however I reached down to find a small jar, green in color. Grabbing for the jar, shaking it, I heard the rattle of metal inside the jar. Upon opening the top, to my surprise were coins. They were 1940 German coins; They were 10.5 cents. These is a Nazi emblem, no rigged edges and in good shape. This was my first cache. I'm still doing research to find out more. The coin registered as Zinc on my bench test.

Thanks Garrett for making my treasure hunt an unforgettable experience.

David Starnes

Happy, New ACE Owner

I'm a very happy camper. Yesterday I took my ACE 250 out to some local parks for the first time. My total find was about 150 coins. The detector works so well and so easy. It only took me about a half an hour before I new what every button did. I'm also very satisfied with the support I got from Dan & Sondra at Detector Electronics Corp., in Framingham, Massachusetts.

Thank you very much.
Bill Buskirk

Keeping in Touch

Dear Charles - It has been a long time since my affiliation with you and Garrett; but there is one dream I always had and only recently have had the time to explore. I would love to go to Australia and Gold detect, sight see and experience Australia with you, if that is still possible. I understand we are getting older and this may be just a dream. Thanks for all the fun with your great Detectors and knowing you.

Bob Lilly

The Ace 250 - Credit due

I have not used a Garrett's detector in the past 30 years but your new Ace 250 has opened my eyes a bit. I cannot believe you can put so much quality, performance and features into such an affordable detector. It's performance has equaled and in some cases (no names) surpassed my high end detectors.

It has really great depth and super stability even in WET salt water sand. (How did you guys do that?) This places it among the best beach machines available and beach hunting is my favorite pastime. I'm looking forward to trying out your new detectors based upon this Ace 250 circuitry and hope you add a large DD beach scanning coil for the 250 and possibly a low cost waterproof version of the 250 (hint, hint).

I really like the ability to notch out clad coins at the beach when I am hunting for lost jewelry. Your Ace 250 allows me to pick exactly which coins to notch out. Most of my expensive detectors can't do that. I also like the Tone ID that you included. Your Ace 250 has redefined the Performance / Cost ratio of quality metal detectors.

I have tested it at the beach and made several posts on the Treasure Depot about it. I hope you sell out before Christmas as the Ace 250 is a tremendous value that outperforms detectors costing more than twice as much.

William Lee

From the Field

1939 Silver Half at Four Inches

On Jan. 1, 2005, I borrowed my dad's christmas present, a GTI 2500. I have many years experience with detectors thanks to my dad, but I never used a Garrett detector before. I went to a site that had produced a cache for us in the early 1980's. Within 30 minutes I heard the belltone sound off and the display read 50 cent at 4 inches. I cut a plug out and began to investigate....a 1939 silver half at 4 inches. I hope my dad doesn't plan on using the GTI 2500 much....cause he'll have to find me first !!!

Charles T. Moore

First Year Finds

In 2003 I mentioned to my wife that I thought I'd enjoy the hobby of metal detecting. Well, I received a GTAx 1250 as a gift that following Christmas. Residing in the Northeast I was finally able to use it a couple of months later. I found scattered coins around the yard and remember thinking "Wow, these do work." Having a desire to find some older coins/relics, I began to do some research. I found several areas dating back to the mid 1700s, but are nothing but hay fields now. To make a long story short, my first year of metal detecting yielded some great finds. Some of my 2004 finds were: 1723 Spanish cross, 1740 2 reale, 1770-1785 half reales, Fugio cent, George II half penny, 1787 Massachusetts cent, several 1802 and 1803 Large cents, 1830 Large cent, 1857 dime, 1893 Barber half, Federal officer infantry buttons, Maine militia button, locks, bells musket balls and much more.

I'm having a hard time believing the success of my first year. It's pretty obvious that you produce a very effective machine that is also simple to operate, even for a beginner such as me. From what I've read from others, a backup detector is a must. I have my eye on the GTI 1500. I want to thank you for an exciting first year.

THANKS!
Rich O'Connor

Great Finds in Great Britain

I have been a detectorist in Great Britain for over 20 years now and for the last 8 I have used Garrett detectors. The first was a GTA 1000 then a GTAx 1000. I am currently looking at a GTP 1350. In the last 8 years I have found 13 gold coins from Celtic to George the Third and 6 Saxon Silver penny's all of which have been put into The Searcher magazine under the title of "An Amazing Collection." I can only say that I know my machine backwards. I would not buy another make of machine.

C Perks


Upgrading to the GTP 1350

I've had a Predator III for about 4 years and was very satisfied with it's performance and simplicity. I found a lot of coins and stuff with it. Finally I decided it was time for an upgrade and got a GTP 1350 and believe me I am more than just impressed.

After going over my front yard with my Predator I thought I had found everything there was to find.....wrong. I've had my 1350 about 1 week now and of course am still getting used to it, but it definitely will find more than I had even hoped for.

Finally truth in advertising, and I will be recommending the 1350 to anyone looking for a detector in this price range and class.

M.R. Smith



Now, it's easier than ever to share your successes and treasure stories with us and fellow Garrett detectorists.

Simply log on to www.garrett.com and click on the "Submit a Story" link found on our Hobby Home Page.

Or, email us at sales@garrett.com

Pinpointing in Mineralized Soil

Q: In the Pinpoint Mode my detector sometimes makes odd noises or even nulls out. How do I get more consistent readings when pinpointing?

A: Pinpointing is one of the most important techniques you can learn when treasure hunting. Knowing how to pinpoint correctly can mean the difference between digging a 6-inch wide hole or a 2-inch wide plug when retrieving your target from the ground. And, correctly pinpointing a target can also save you valuable time when hunting.

Sometimes, however, ground mineralization can affect a detector's ability to locate a target while in the Pinpoint mode. In fact, heavily mineralized soil is often the reason a non-ground balancing detector will make "odd noises" or "null out" when using the Pinpoint mode.

When pinpointing, the detector switches to a true All-Metal mode. This means it not only detects all targets, but can also potentially detect ground mineralization if the detector is not ground-balanced to the particular soil. Depending on the nature of the soil mineralization, the effects of this ground detection may result in either positive audio signals or negative (nulled) audio signals as the searchcoil passes over the ground.

As undesirable as it may be, this is a characteristic of all pinpointing detectors that do not have a ground-balance adjustment. This means these detectors are operating at a fixed ground-balance setting, which may not match your particular ground mineralization.

Q: How do I pinpoint in mineralized soils?

A: The most effective way to minimize the effect caused by ground mineralization is to use proper pinpointing techniques. Specifically, maintaining a constant coil height above the ground during the entire pinpointing operation.

One preferred method of achieving this is to place the coil on the ground to the side of the target's suspected location. Press and hold the pinpoint button, then maintain contact with the ground while pinpointing the target's location. This will help ensure the



distance between the coil and the ground remains constant throughout the entire pinpointing process; in this case, that distance is zero inches. If the ground's terrain does not allow for this type of "coil scrubbing" then do your best to maintain constant separation between the coil and the ground.

Also, be aware that when you recheck for a target, which is in a hole that you have dug, the absence of the soil which has been removed can mask the target or cause false signals. If the target is large enough or close enough to the surface this is not a problem.

Q: Are there detectors available with automatic ground-balancing technology?

A: Absolutely, in fact the addition of a ground-balancing adjustment is one of the features we include in our higher performing, top-of-the-line detectors. Currently, our DSP-based products, (i.e. GTI 2500, GTI 1500, GTP 1350 and GTAx 1250) have automatic ground-balance tracking, which is used to improve operation in both the Discriminate mode and in the Pinpoint mode. Our other units (i.e. GTAx 550, GTAx 400 and ACE 250) have a fixed ground-balance setting that is engineered for the best operation over the most common soils.

With these higher-end detectors, the DSP is operating continuously in the background to automatically optimize the ground-balance setting to minimize the affects of ground mineralization; thereby, providing superior pinpointing operation. In addition, the GTI-2500 also allows the operator to manually adjust the ground-balance setting, if they so choose.

Outstanding Performance Professional Features



Garrett's NEW Ace 250 and 150 Metal Detectors give you simple touch-n-go operation that boasts the technology, features, performance and depth that the PRO's use! Whether it's price or performance you want, for the first time ever, Garrett's new ACE 250 and 150 deliver both! Visit us at garrett.com for more information.



GARRETT

Discovering what's hidden below™

From the manufacturers of the trusted security hand-held and walk-through metal detectors.

Tel: 1.800.527.4011

Tel: 972.494.6151

Email: sales@garrett.com

Web: www.garrett.com



SEARCH INTERNATIONAL

1881 West State Street
Garland, Texas 75042
1-800-527-4011
Email: sales@garrett.com

PRSR STD
U.S. Postage
PAID
Permit No. 179
Garland, TX
75040

We Need Your New Address

To make sure you don't miss any exciting issues of The Searcher, we need your help. If you have moved, or are planning to move, give us your new address by calling 1-800-527-4011 or e-mailing us at sales@garrett.com.

Also, tell us your e-mail address so that you can automatically receive updates on Garrett products, services and events.

Publisher _____ Charles Garrett
Editor _____ Hal Dawson
Feature Writer _____ Aaron Cook
Graphics _____ Brian McKenzie

Published by
Garrett Metal Detectors
1881 West State Street
Garland, Texas, USA 75042-4011
sales@garrett.com

Visit us on the web at
www.garrett.com

Issue Number March 2005
P/N 3500039



FREE World Bible Study Correspondence Course

Write: Search International
1881 W. State Street
Garland, Texas 75042